

C10 Customizable AC Drive

DRIVES FOR EVERY INDUSTRY



When flexibility is required in a variety of custom OEM applications the C10 with its Onboard Application Software Area can be modified and tailored to your specified application. The C10 has a robust set of standard features that are ideal for both the industrial and OEM marketplace.

EXPANDED FEATURES

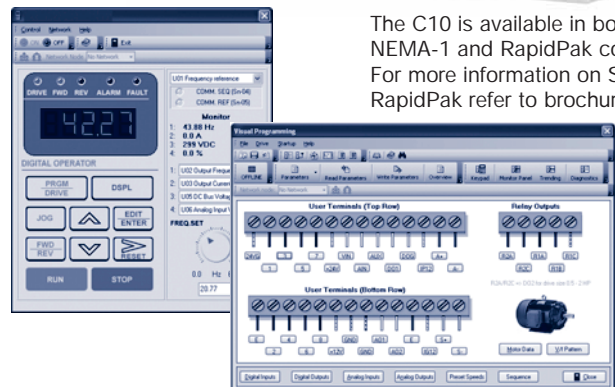
- ▶ Onboard Application Software Area
Customize for your specific machine control
- ▶ 3 Control modes
 - Sensorless Vector
 - V/Hz
 - V/Hz with PG feedback
- ▶ Digital Pulse Train Input (0 to 32 KHz)
- ▶ Simple motor auto tuning for optimum motor performance
- ▶ Maximum output frequency 400 Hz
- ▶ PID Mode with sleep function
- ▶ Graphical LCD operator interface with Copy Function
- ▶ Built-in braking transistor

STANDARD FEATURES

- ▶ Dual Ratings
Normal Duty (110% O/L for 1 minute)
Heavy Duty (150% O/L for 1 minute)
- ▶ 3 Programmable analog inputs
- ▶ 2 Programmable analog outputs
- ▶ 8 Digital inputs (sink or source)
- ▶ 2 or 3 Wire control
- ▶ 3 Digital outputs
- ▶ 16 Preset speeds
- ▶ Speed Search
- ▶ RS-485 Modbus RTU
- ▶ Energy savings
- ▶ DC Injection braking
- ▶ Over/under torque detection 2 levels
- ▶ 2.5 - 15 KHz carrier frequency
- ▶ Power loss ride-thru
- ▶ 33 Monitoring functions
- ▶ Fault History (up to 4)




C10 Keypad



C10 Visual Programming

The C10 is available in both standard NEMA-1 and RapidPak configurations. For more information on Safronics RapidPak refer to brochure 027-2043.



SAFLINK™ is an innovative tool designed for easier programming and troubleshooting of Safronics drives.

Please visit our Web site at www.saftronics.com and try out a demo version.



5580 Enterprise Parkway
Fort Myers, FL 33905
Phone (239) 693-7200
Fax (239) 693-2431
www.saftronics.com

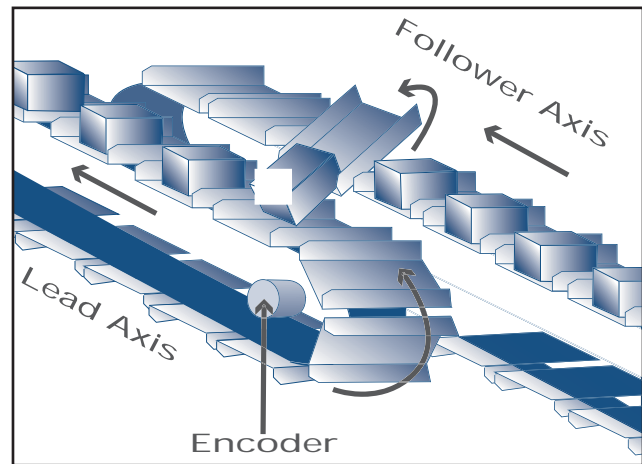
C10: From Simple to Sophisticated

ONBOARD APPLICATION SOFTWARE AREA

At the heart of the C10 is a highly advanced control platform, allowing Safronics engineers the ability to customize the drive to fit your application.

Typical Applications:

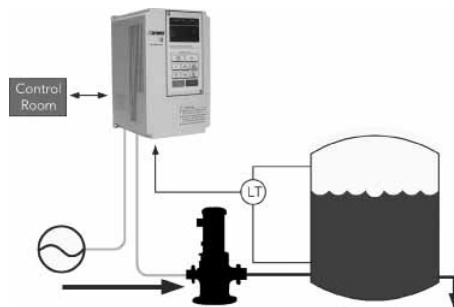
- ▶ Application specific parameters [example "PUMP 1 ON"]
- ▶ Monitoring points specific to machine diagnostics [example: "Spindle Motor Fault"]
- ▶ Engineering units customized for process control [example: "Web Speed Ft/Min"]



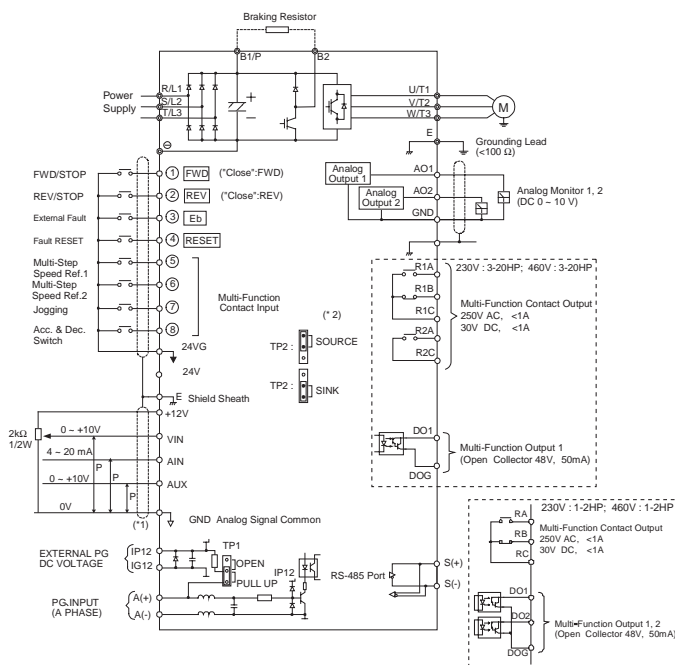
The C10 Custom AC drive can operate simple to complex conveyors

TYPICAL C10 APPLICATIONS

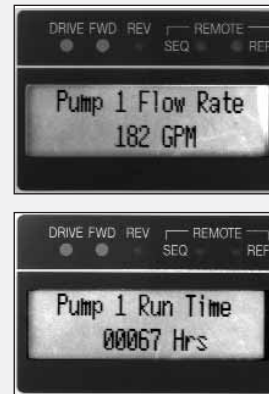
- ▶ Winders
- ▶ Traverse
- ▶ Motor Preheat
- ▶ Pump Packages
 - Simplex System
 - Duplex System
 - Triplex System



TERMINAL LAYOUT



Smart Pump Controller



Slave Pulse Follower



SPECIFICATIONS

Output Ratings	3-phase, 200-230V, 50/60Hz, 380-480V, 50/60Hz
Voltage Fluctuation	(-15%) (+10%)
Output Frequency Range	0 to 400 Hz
Accel / Decel Time	0 to 6000 sec
Starting Torque	Sensorless mode / V/F 150% at 3Hz / 150% at 1Hz
Braking Torque	Approx. 20%
Frequency Accuracy	Digital $\pm 0.01\%$; Analog $\pm 0.1\%$
Speed Control Accuracy	$\pm 0.5\%$ Sensorless vector, $\pm (V/Hz)$ with PG Feedback
Overload	150% for 1 minute
Carrier Frequency	2 - 15 kHz
Graphical LCD Operator Interface with Copy Function	LCD 2-line 20 Characters
Ambient Temperature	-10°C to +40°C
Storage Temperature	-20°C to +60°C
Serial Communication	RS-485 installed (MODBUS RTU)

24/7
Emergency
Support

Call
800 533-0031

P/N: 027-3031
Rev: 11/2004

SAFRONICS
www.saftronics.com

DRIVES FOR EVERY INDUSTRY